



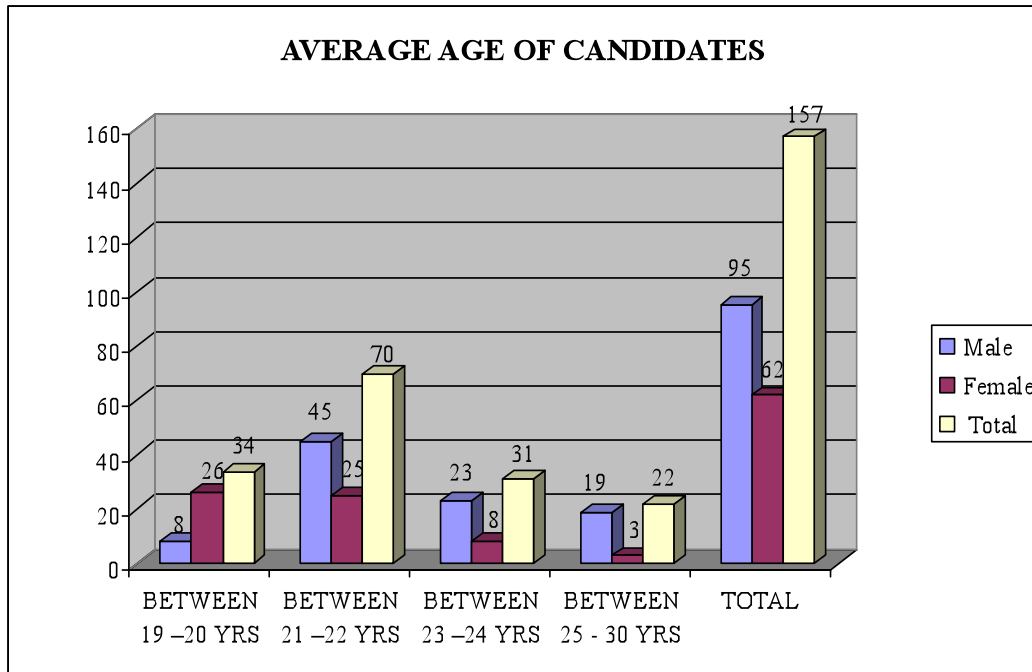
### **Madhvani Foundation 2012/ 13: Analysis of Awardees**

The Madhvani Foundation, which is open to all Ugandans pursuing undergraduate and Post Graduate studies at Ugandan Universities, had earmarked a sum of Shs. Six Hundred Million to be awarded as scholarship for the year 2012-13 to those who have a genuine need for assistance. The Foundation had received a total number of 1,631 applications up from 1,385 applications last year. After the initial scrutiny the Scholarship Sub-Committee listed 655 applications which met the criterion as eligible for scholarship. A total number of 300 applicants were shortlisted to attend the personal interviews conducted by the Foundation. The selection process and the personal interview is quite rigorous but transparent and is designed to ensure that truly deserving candidates are selected for the award. The interview panel seeks to evaluate the persona, character and honesty of the applicants which forms the basis for the selection and award. Broad details of the award for the year 2012-13 are highlighted below.

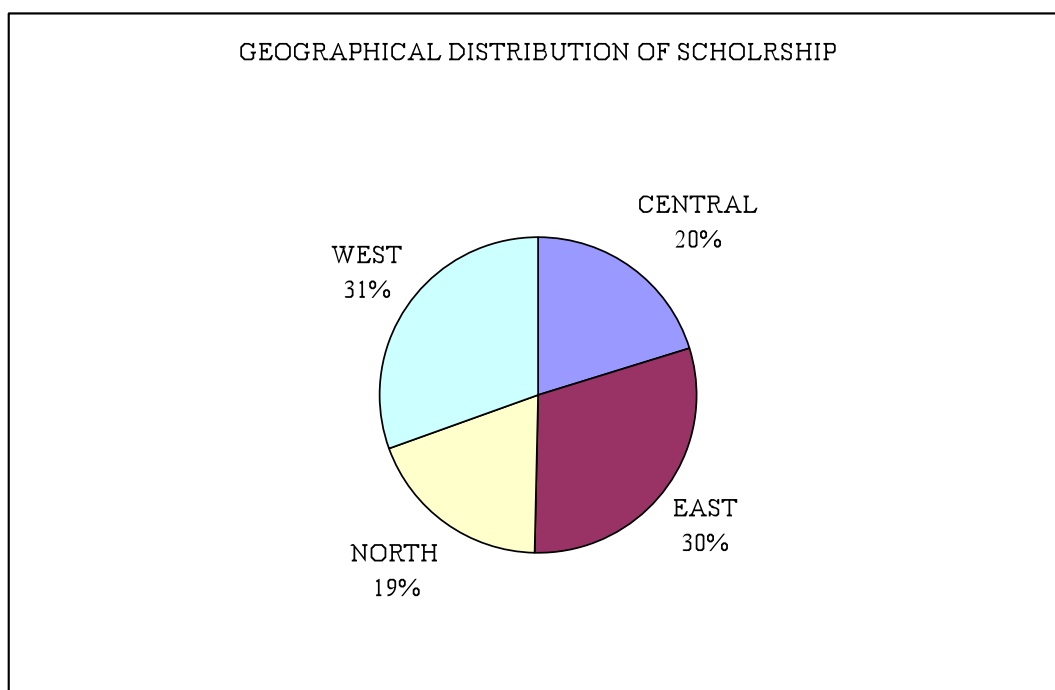
<b>BATCH 2012-13</b>	<b><u>UNDER GRADUATES</u></b>	<b><u>POST GRADUATES</u></b>	<b><u>TOTAL</u></b>
TOTAL APPLICATIONS RECEIVED	1454	177	1,631
APPLICATIONS REJECTED	938	38	976
APPLICANTS ELIGIBLE FOR SCHOLARSHIP	516	139	655
APPLICANTS SHORTLISTED FOR INTERVIEW	230	70	300
APPLICANTS WHO ATTENDED THE INTERVIEW	211	66	277
APPLICANTS ABSENT	19	4	23
<b>APPLICANTS RECOMMENDED</b>	<b>136</b>	<b>21</b>	<b>157</b>
<b>FUNDS APPROVED</b>	<b>500,000,000</b>	<b>100,000,000</b>	<b>600,000,000</b>
<b>FUNDS UTILIZED</b>	<b>524,221,818</b>	<b>99,205,900</b>	<b>623,427,718</b>

## DISTRIBUTION PATTERN OF SCHOLARSHIP 2011-12

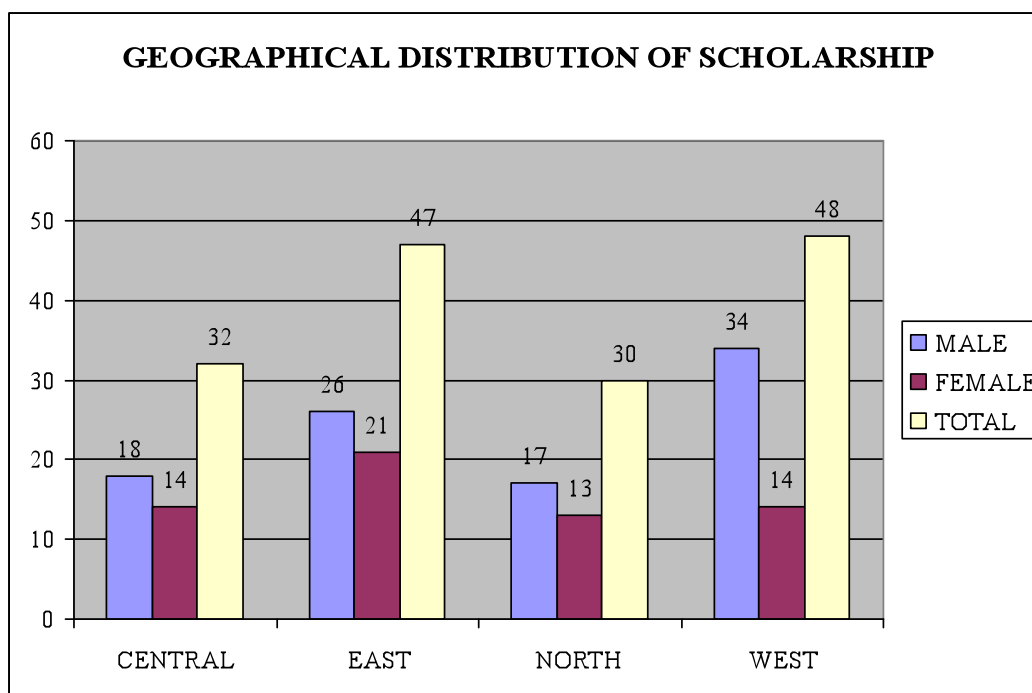
AVERAGE AGE OF CANDIDATE	Male	Female	Total
BETWEEN 19 –20 YRS	8	26	34
BETWEEN 21 –22 YRS	45	25	70
BETWEEN 23 –24 YRS	23	8	31
BETWEEN 25 - 30 YRS	19	3	22
<b>TOTAL</b>	<b>95</b>	<b>62</b>	<b>157</b>



GEOGRAPHICAL DISTRIBUTION	TOTAL
CENTRAL	32
EAST	47
NORTH	30
WEST	48
<b>TOTAL</b>	<b>157</b>



GEOGRAPHICAL DISTRIBUTION	MALE	FEMALE	TOTAL
CENTRAL	18	14	32
EAST	26	21	47
NORTH	17	13	30
WEST	34	14	48
<b>TOTAL</b>	<b>95</b>	<b>62</b>	<b>157</b>



**Course wise distribution of scholarship amount:**

Agriculture & Environment Science.	94.88
Food Science	22.32
Business & Management	119.74
I T	107.38
Engineering	78.92
Health Science	158.54
Natural Science	35.54
Vet Science	6.12
<b>Total</b>	<b>623.44</b>

