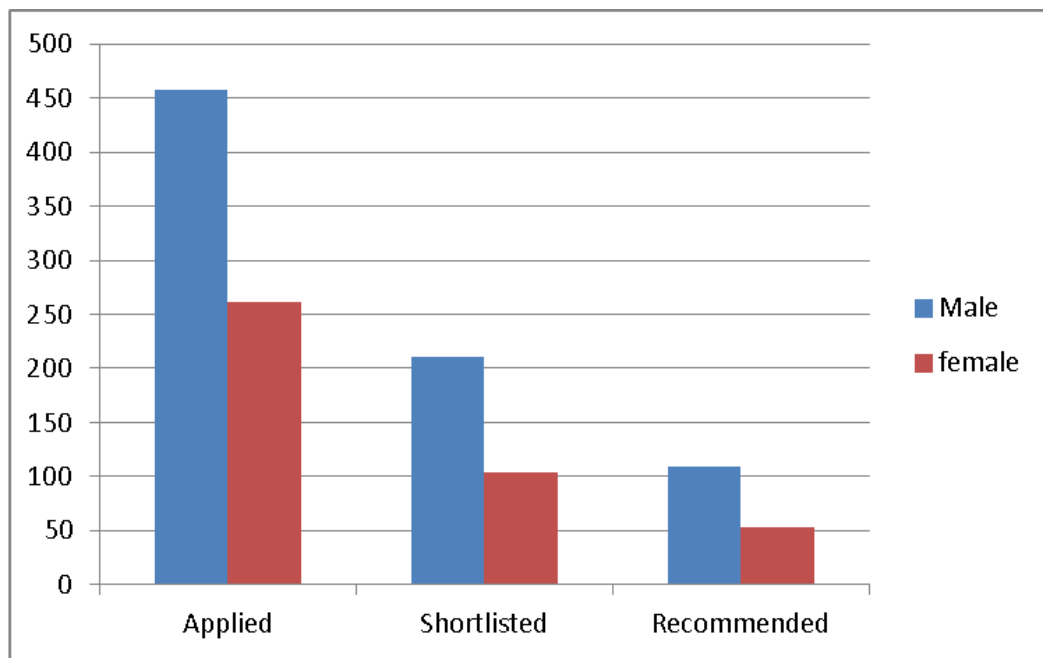
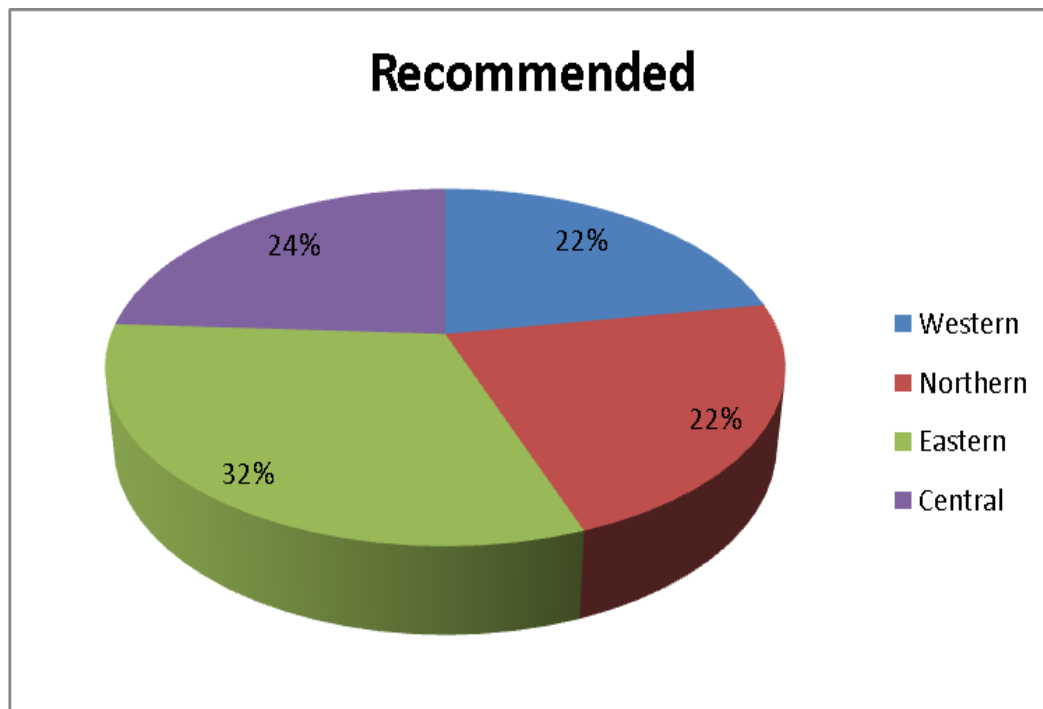


GENDER WISE DISTRIBUTION OF THE TOTAL APPLICANTS FOR THE YEAR 2018

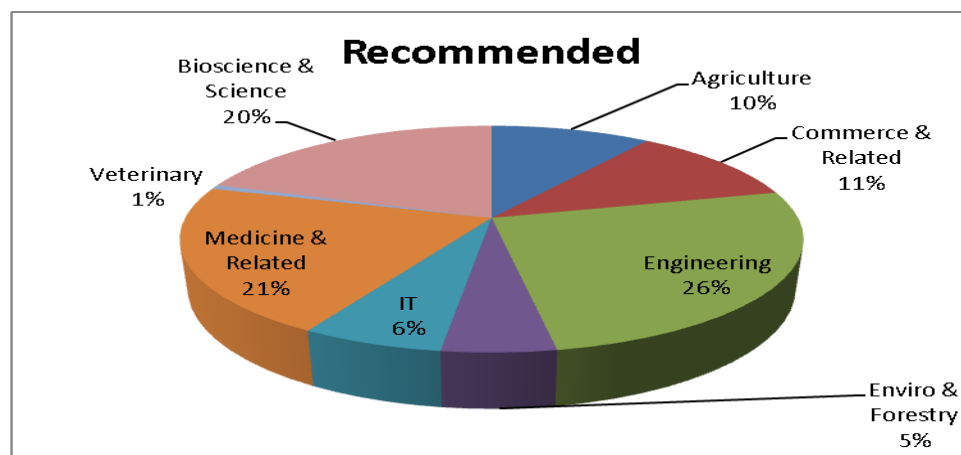


REGION WISE DISTRIBUTION OF THE TOTAL APPLICANTS FOR THE YEAR 2017



It may also be noted that the representation from North has increased from 18% last year to 22% this year, whilst East had dropped from 36% to 32%. Central has increased from 17% to 24% and West had dropped from 29% to 22%.

STREAM WISE DISTRIBUTION



	Current Year 2018	Last Year 2017
Total Number of Applications Received	1322	1,293
Applications rejected as they did not meet the short listing Criterion	605	754
Application eligible for short listing for interview	717	539

Numbers	Undergraduate Applicants Current Year	Undergraduate Applicants Last Year	Post Graduate Current Applicants	Post Graduate Applicants Last Year	Total Current Year	Total Last Year
Eligible Applicants	636	438	81	101	717	539
Short Listed for Interview	286	316	28	34	314	350
Applicants Absent	4	7	1	1	5	8
Applicants	282	309	27	33	309	342

Attended						
Applicant Awarded	149	161	13	15	162	176
Total Approved Sum	Shs. 650,000,000	Shs. 650,000,000	Shs 50,000,000	Shs 50,000,000	Shs 700,000,000	Shs 700,000,000
Scholarship Awarded For	Shs. 652,456,324	Shs. 670,664,240	Shs. 60,908,500	Shs 64,275,000	Shs. 713,364,824	Shs. 734,939,240